

Centrifugal extract and condensation control fans



Approvals:



BEAB



CE



3yr Guarantee



Zone 1



Zone 2



The Premier range of pressure developing fans is designed specifically for domestic applications, where longer duct runs are required.

Key features

Type: DX centrifugal extract and CF condensation control fans

Application: Domestic bathrooms, shower rooms, toilets and utility rooms

Control options: Pull cord, timer and humidistat

Legislation: Conforms to Building Regulations

Hole size: 117mm (wall) 120mm (window)

The range

The efficient and stylish Premier range of pressure developing fans is designed specifically for domestic applications, including bathrooms, shower rooms, toilets and utility rooms where longer duct runs are required. They are also suitable for commercial applications such as hotel rooms, office toilets, commercial bathrooms, and for coastal installations.

All models have a gloss white casing with clean and sleek appearance. A two part casing means Premier fans can easily be recessed or surface mounted. They can be fitted into ceilings or studwork walls in recesses as little as 50mm deep using the side entry knockout provided, an FDA adaptor and Profile 29 flat duct. Alternatively 100mm circular ducting can be used. All feature an automatic air operated back draught shutter and the CF20 range are supplied with a brown 100mm external outlet grille for wall or soffit fixing. All models come complete with a universal mounting kit.

The clip off front cover and removable fan blade on all models allow easy cleaning and maintenance. All also have a neon indicator (except DX180/T).

DX200 and **CF20** models are IPX5 rated where-as the **DX180** models are IPX4. All are BEAB approved. They are all suitable for 220-240Vac 50Hz mains operation. Motors are totally enclosed and maintenance free for life, with self aligning bearings and a thermal cut-out. All electronics and wiring terminals are fully protected.

Models

Premier DX180

Ref. 91181AW:

- Single speed centrifugal unit
- Operated by remote switch

Premier DX180T

Ref. 91182AW:

- Single speed centrifugal unit with timer
- Built-in fixed 20mins run On period after the light has been switched Off

Premier DX180H

Ref. 91183AW

- Single speed centrifugal unit with humidistat
- On/Off humidistat adjustable 50-90% RH

Premier DX200

Ref. 91013AW

- High performance centrifugal unit
- Choice of 2 set speeds

Premier DX200T

Ref. 91014AW

- High performance centrifugal unit with timer
- Room size selector matches extract performance for improved efficiency
- 'QuickVisit' delay feature prevents fan from running should light be switched On/Off again within 2mins
- Mechanical trickle ventilation facility
- Built-in run-on period after light switched Off. User adjustable from 30s-20mins

Premier CF20

Ref. 91015AW

- High performance condensation control centrifugal unit
- Step-speed, user adjustable humidistat
- Room size selector matches extract performance for improved efficiency
- Tricklevent and pull cord manual override
- Includes external wall grille

Premier CF20T

Ref. 91016AW

- All the features of CF20 plus:
- Auto run-on after light switched Off
- 'QuickVisit' delay feature prevents fan from running should light be switched On/Off again within 2 mins

Controllers

Manual Override Switch MOS

Ref. 90199AW

- Provides switching between manual and automatic operation. For use in conjunction with remote humidistat

Remote Humidistat XRH

Ref. 21856AW

- Stand alone humidistat switches fan On/Off when RH reaches pre-set levels. Complete with pullcord override switch

Remote Time Delay Unit DT20B

Ref. 21850AW

- User adjustable run-on timer (2-20mins)

Passive Infrared Sensor XPIRA

Ref. 21871AA

- Activates fan via body movement
- Ideal for infrequently used public spaces
- Built in timer to prevent nuisance tripping

Technical specification

The unit is to be supplied from the Xpelair Premier range by Applied Energy Products Ltd, Morley Way, Peterborough PE2 9JJ
Tel. +44 (0)1733 456789

Model	Ref
DX180* / 91181AW	
DX200 / 91013AW	
DX180T* / 91182AW	
DX200T / 91014AW	
DX180H* / 91183AW	
CF20 / 91015AW	
CF20T / 91016AW	

***IPX4 rated**

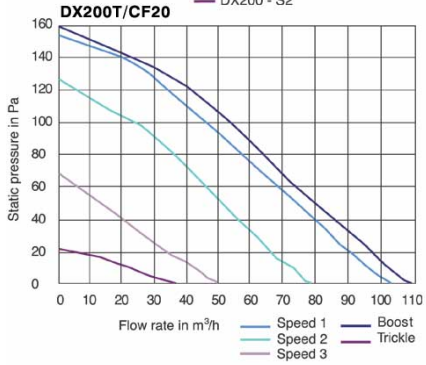
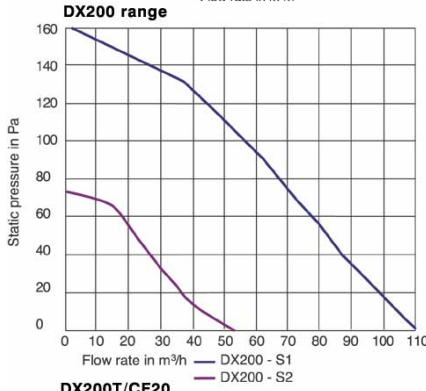
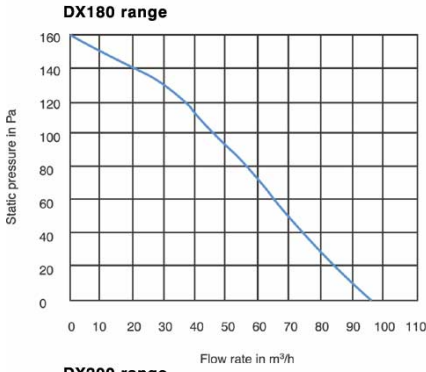
- The unit shall be designed for flush or surface mounting in walls, ceilings or through glass (using the GMK kit) and supplied complete with fixing clamps for flush mounting
- CF20 models shall be supplied with outside grille
- DX200 models shall have selectable speed running facility with speed selection at installation
- DX200T shall have an adjustable overrun timer (30s - 20min) with 2min start delay
- CF20 shall have automatic operation through integral humidity sensor, manual boost speed via pull cord and trickle ventilation
- CF20T shall have automatic operation through integral humidity sensor, manual boost speed via pull cord and trickle ventilation. Adjustable overrun timer (30s - 20min). Optional 2 min start delay
- It shall be possible to remotely select speeds using Xpelair switch **Ref. 90108AW**
- The unit shall be BEAB approved and rated at IPX5. The fan shall conform to Building Regulations for use in toilets, bathrooms and utility rooms. The fan shall incorporate an automatic air operated backdraught shutter
- The unit shall be suitable for zone 1 and zone 2 requirements as defined by IEE Wiring Regulations 16th Edition BS 7674:2001
- A rectangular cut out section shall be provided in the top of the fan housing to connect to Xpelair Profile kit **Ref. 90547AA**
- The housing and stylish air inlet shall be moulded in high gloss white ABS
- The front cover shall be held in position by the retaining clips to facilitate removal and adjustment
- The motor shall be totally enclosed, fitted with sealed self aligning maintenance free bearings and include thermal overload protection
- Dimensions shall be W x H x D
222mm x 252mm x 118mm excluding spigot

Product variations

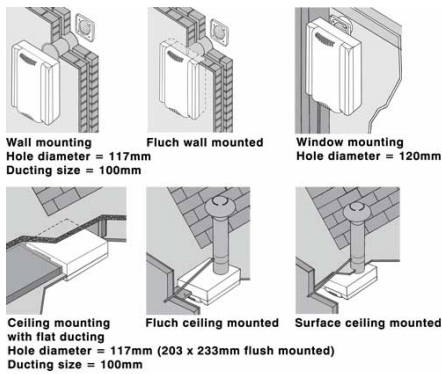
	CF20T	CF20	DX200T	DX200	DX180H	DX180T	DX180
Reference number	91016AW	91015AW	91014AW	91013AW	91183AW	91182AW	91181AW
Integral pullcord	yes	yes	no	no	no	no	no
Integral adjustable run-on-timer (30s to 20 mins)	yes	no	yes	no	no	yes	no
Integral fixed run-on timer (20 mins)	no	no	no	no	no	yes	no
Humidity sensor (50-90% RH)	yes	yes	no	no	yes	no	no
Quick visit facility (2 minutes)	yes	no	yes	no	no	no	no
Speeds	5	5	4	2	1	1	1
Trickle ventilation facility	yes	yes	yes	no	no	no	no
Extract performance (FID, m ³ /h) boost	108	108	-	-	-	-	-
Extract performance (FID, m ³ /h) speed 3	102	102	108	-	-	-	-
Extract performance (FID, m ³ /h) speed 2	79	79	79	108	-	-	-
Extract performance (FID, m ³ /h) speed 1	50	50	50	50	94	94	94
Extract performance (FID, m ³ /h) trickle	36	36	36	-	-	-	-
Extract performance (FID, l/s) boost	30	30	-	-	-	-	-
Extract performance (FID, l/s) speed 3	28	28	30	-	-	-	-
Extract performance (FID, l/s) speed 2	22	22	22	30	-	-	-
Extract performance (FID, l/s) speed 1	14	14	14	14	26	26	26
Extract performance (FID, l/s) trickle	10	10	10	-	-	-	-
Sound pressure level (dB(A)@3m) boost	50	50	-	-	-	-	-

Sound pressure level (dB(A)@3m) speed 3	48	48	50	-	-	-	-
Sound pressure level (dB(A)@3m) speed 2	42	42	42	50	-	-	-
Sound pressure level (dB(A)@3m) speed 1	32	32	32	32	49	49	49
Sound pressure level (dB(A)@3m) trickle	26	26	26	-	-	-	-
Electric power rating (W)	34	34	34	34	26	26	26
Weight (kg)	1.75	1.75	1.75	1.75	2.0	2.0	2.0
IP rating	IPX5	IPX5	IPX5	IPX5	IPX4	IPX4	IPX4
Guarantee (years)	3	3	3	3	3	3	3

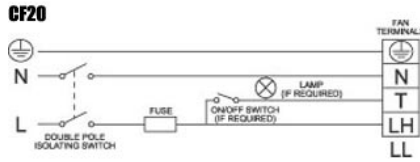
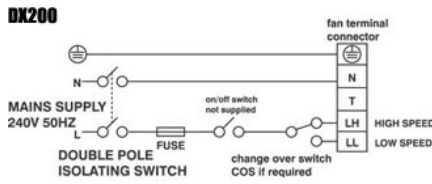
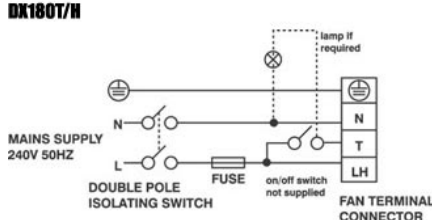
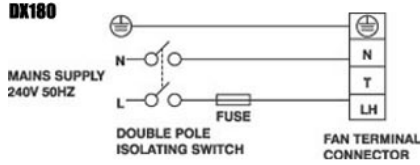
DX180:



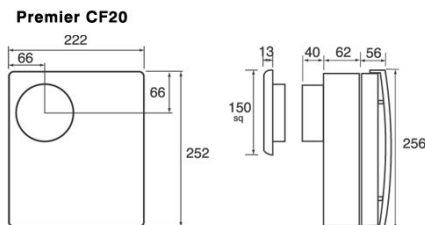
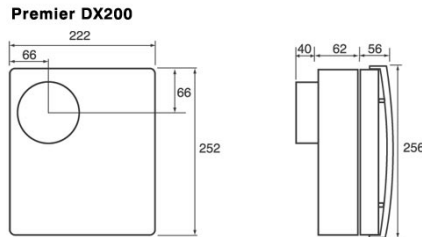
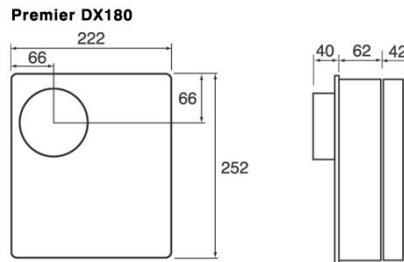
Performance:



Installation:



Wiring:



Dimensions: All dimensions in mm